



# Carter's Cove Chronicle

Volume 08-2010. A publication of the Carter's Cove Homeowners' Association  
July 2010


## Property Management Update



We are experiencing one of the hottest summers on record. Its incredible to think that just 5 months ago we were buried under over 3 feet of snow. With summer, along with outdoor cookouts, play and fun, comes insect related problems and exterior maintenance work to be done. Throughout this edition of the quarterly newsletter are articles on dealing with insect problems and home improvement tips. The need for attention to the safety of kids playing outdoors and controlling pet noise problems are also being highlighted. As always, contact numbers for key County safety and emergency personnel are listed on the back page. The Carter's Cove Board would like to wish you a continued enjoyable and safe rest of summer!!

### ***KIDS SUMMER SAFETY***

Protect your children from pedestrian injuries. Do not allow them to play unsupervised near a street or driveway. Do not allow children to play in the street. Playing in the street, even a neighborhood street that is not busy, is not safe. Do not allow children on wheels -- skateboards, scooters, roller blades, bicycles, wheelchairs-- to enter a street from a driveway, especially a sloping driveway. Teach children never to dart out into the street after a ball or a pet, and not to leave their toys in the roadway!!



*Please reference the Carter's Cove web site at [www.carterscove.info](http://www.carterscove.info) for detailed community related information, application forms and prior quarterly Newsletters.*

# ***Protecting from Insect Bites and Stings***

Most reactions to bees and other stinging insects are mild, but severe allergic reactions can be deadly. An allergic reaction can occur even if a person has been stung before with no complications. Below are tips for preventing and treating bites and stings.



## ***What can I do to keep insects away?***

- Use structural barriers such as window screens and netting.
- Avoid wooded, brushy, and grassy areas when possible.
- Don't wear heavily scented soaps and perfumes.
- Use caution eating outside and drinking; don't leave drinks and garbage cans uncovered.
- Don't wear bright colors, which attract bees.
- Wear long sleeves and long pants when possible.
- Get rid of containers with standing water that give mosquitoes a breeding ground. Examples include water in flowerpots and outdoor pet dishes.
- Use insect repellent if nonchemical methods are ineffective and you spend time in tall grass and woody areas.

## ***What's the best way to remove a bee stinger?***

It's best to scrape a stinger away in a side-to-side motion with a straight-edged object like a credit card. Don't use tweezers because it may push more venom into the skin. After removing a stinger, wash the area with soap and water. You can apply ice or another cold compress to help reduce swelling.

## ***What can be done for itching and pain from bites and stings?***

Oral OTC antihistamines can bring itch relief. Oral OTC drugs, such as ibuprofen and acetaminophen, can provide relief of pain from bites and stings.

In addition, there are many topical OTC drugs that are applied to the skin and can provide itch and pain relief. Some of these topical OTC drugs are labeled as "external analgesics" or "topical analgesics." They contain ingredients such as hydrocortisone, pramoxine, and lidocaine. There are also topical OTC drugs labeled as "skin protectants" that provide itch relief for insect bites and stings. These products contain ingredients such as colloidal oatmeal and sodium bicarbonate.

Keep kids' nails short. If they scratch the area and break the skin, it can lead to a bacterial infection that will require treatment with antibiotics.

# Maintenance Tips



Over time, the sun and normal wear and tear can cause your wood deck and fence to become faded and dull. Applying wood stain can rejuvenate the area and make your fence and deck look as good as new. There are a few simple tricks that will help the whole staining process go easier and faster.

## *Deck Staining*

- **Preparing**

Before applying the stain, the deck must be completely and thoroughly cleaned. To start, brush away surface dirt and debris with a broom. Apply a deck cleaner to the deck and allow to work into the wood for 15 minutes. After the allotted time, scrub the deck completely with a scrub brush or stiff-bristled broom. If you notice any grease stains on the deck, clean them with a mixture of 1 cup trisodium phosphate (TSP) and 1 gallon of water. If grease spots are not cleaned off the deck, they will show through the stain. Rinse the wood deck completely with a garden hose or power washer with a 45-degree tip. Do not apply the stain until the deck is completely dry.

- **Mixing**

Make sure to mix all cans of the stain together. Even the same color and brand of stain can vary from batch to batch. To ensure a uniform color, buy the correct amount of stain needed and mix it all together before applying the stain. Pour 4 gallons of the stain into a 5-gallon bucket and mix thoroughly with a paint stirrer.


- **Applying**

Before beginning, make sure you have an exit plan so you do not walk on the wet stained deck. Start staining the deck from the top and work downward. Stain the handrails and higher areas of the deck first so that drips do not land on freshly stained wood. Apply the stain with the grain of the wood, using a 4-inch brush. If you prefer, use a roller to apply the stain to the wood deck and then work the stain into the deck with the 4-inch brush. Some people prefer to apply the stain with a paint sprayer. Keep in mind that using a paint sprayer could splatter stain onto your house siding. Use a brush and roller for more control of the stain. Do not apply the stain during midday or in direct sunlight. If applying multiple coats, wait 4 hours between each application. Allow the deck to dry completely (24 to 48 hours) before using it.



## *Fence Staining*

- Choose an outdoor wood stain for smooth lumber.
- Be sure the wood is clean and free of grease. Strip off existing finishes and completely sand the wood.
- Apply the stain with a 4-inch paintbrush or painting pad, working with the grain, never across it.
- Use a 2-inch paintbrush to get the stain into cracks and crevices, between boards and around hardware
- Blend the edges of each application to prevent stripes
- Work quickly, and don't stop in the middle of a board to take a break
- Apply two coats.



## Guilford Gardens



### Helpful Telephone Numbers

#### Howard County Police Department:

<b>Emergency</b>	<b>911</b>
<b>Non-emergency</b>	<b>410-313-2200</b>
<b>Southern District</b>	<b>410-313-3700</b>
<b>Drug Tip Line</b>	<b>410-290-DRUG</b>
<b>Report Gang Activity</b>	<b>410-313-STOP</b>
<b>Website</b>	<b><a href="http://www.hcpd.org">www.hcpd.org</a></b>


#### Other Numbers:

<b>Animal Control</b>	<b>410-313-2780</b>
<b>License &amp; Permits</b>	<b>410-313-2455</b>
<b>Trash &amp; Recycle</b>	<b>410-313-6444</b>
<b>Water &amp; Sewer</b>	<b>410-313-2058</b>
<b>Child Protective Services</b>	<b>410-872-8700</b>
<b>Consumer Affairs</b>	<b>410-313-6420</b>
<b>Traffic Engineering</b>	<b>410-313-2430</b>
<b>Metro Crime Stoppers</b>	<b>1-866-7LOCKUP</b>
<b>FBI</b>	<b>410-265-8080</b>

After approval of the Guilford Gardens project in December of 2009, development is underway. The Howard County Housing Commission will own and develop the project. Guilford Gardens will be a new 269-unit mixed-income and multi-generational rental-housing development combining project based rental assistance, Federal Low Income Housing Tax Credits and affordable and market-rate rental units. There will be 224 garden apartments for family occupancy and 45 apartments for the elderly in a four-story elevator building. Of the 224 garden apartment units, 92 units will serve family households at, or below 60% of the area median income. Of the 45 age-restricted units, 24 will be income-restricted. Of the total 116 income-restricted units, 50 will continue to be served by a project-based housing-assistance subsidy. These 50 units will be affordable to households with incomes at, or below 50% of the statewide median income. In addition to the income-restricted units, the project will provide 153 market-rate units. The Department of Housing and Community Development (DHCD) has also awarded \$1,400,043 in 9% Low Income Housing Tax Credits valued at \$9,660,000 to the project. Howard County is contributing the land (assessed at \$3,692,800).

## Noise!

Complaints have been filed regarding noise levels in the community. Specifically, regarding dogs barking uncontrollably. Section 17.300 of Howard County Animal Control Law, states "Owners are responsible for preventing their dog from barking to the extent that it disturbs neighbors". After the filing of an affidavit, citations resulting in monetary penalties can be issued to violators — please be courteous to your neighbors and control your dog's barking.



## Labor Day Trash Pickup

ALL trash, recycling and yardwaste collections scheduled on or after a weekday (Monday-Friday) holiday will 'slide' and be made one day later that week. Please remember, all items must be out by 6 a.m. on the day of collection.

### Board Members

President .....	Darren Hogan
Vice President.....	Irfan Qayyum
Treasurer.....	Jeff Kong
Member at Large.....	Khanh Diep
Member at Large.....	Michael Malcomb

*This is your community newsletter and your comments and articles are welcomed. Send information you would like to dispense to the community such as informative articles, meeting notices, bulletins, etc. to Tidewater Property Management at: [rjordan@tidewaterproperty.com](mailto:rjordan@tidewaterproperty.com) or email the board at: <http://www.carterscove.info/contact-us>*

*\*The Carter's Cove Board is actively seeking volunteers for Committee roles — if you are interested please email the Board at the above address.*